



POLARIS  
**RANGER**



POLARIS  
**GENERAL**



POLARIS  
**SPORTSMAN**



POLARIS  
**RZR**



POLARIS  
**XPEDITION**

**POLARIS**

2024 OFF ROAD LINEUP



Everything we design, engineer and build is driven by off-road enthusiasts like you – by your passions, your dreams and your to-do lists. We listen to what you have to say, then reimagine and reinvent vehicles capable of doing what others can't. We get it – we're enthusiasts too and understand the joy of off-roading and working smart. That's why we don't just do what's next. We do what's never been done. All so you can go wherever adventure takes you and make the most of your time at work and play.

# LIVE LIFE OFF ROAD.







# FROM WORK TO ADVENTURE TO PERFORMANCE...

# WE BUILD THE MOST COMPLETE OFF-ROAD LINEUP TO DELIVER THE BEST MACHINE FOR WHATEVER YOUR PASSION.



**POLARIS  
RANGER**

**PGS. 26-39** The most capable UTVs. Built on the backbone of a simple principle. Hardest Working. Smoothest Riding.



**POLARIS  
GENERAL**

**PGS. 22-25** The #1 crossover brand. Versatility, comfort and capability to knock out tasks or hit the trails.



**POLARIS  
XPEDITION**

**PGS. 16-21** The all-new adventure side-by-side brand. Built to go beyond the trailhead.



**POLARIS  
SPORTSMAN**

**PGS. 40-45** ATVs for trail and adventure riders, hunters, ranchers and anyone who wants to explore the outdoors.



**POLARIS  
RZR**

**PGS. 8-15** The #1 sport side-by-side brand, with the most complete lineup for whatever terrain you ride. From tight mountain trails, to midwest trails, to steep dunes.







# POLARIS RIDECOMMAND

## THE ULTIMATE OFF-ROAD TECHNOLOGY

RIDE COMMAND transforms ordinary rides into unforgettable experiences. Take advantage of the free GPS navigation and wayfinding system designed for riders to stay connected to their vehicle and others through the 7" In-Dash Display, the Polaris app, or on the RIDE COMMAND website.



# STAY CONNECTED



# POLARIS RIDECOMMAND+

## PLUS UP YOUR RIDE

Having your machine equipped with RIDE COMMAND+ takes all the guesswork out of owning it. Check your vehicle's health, location, and maintenance schedule all from the palm of your hand. Available on select 2023 and 2024 models.



### VEHICLE HEALTH

Remotely monitor battery life, fuel level and oil change status.



### ISSUE DIAGNOSTICS

Stay proactive in your upkeep and avoid unexpected downtime.



### VEHICLE LOCATION AND LOCATION ALERTS

Pinpoint where your vehicle is and be alerted when it's been bumped or moved.



# RZR

## ACCELERATE BEYOND THE EVERYDAY



Whether you're chasing what's around the next corner or racing to be the first to the top, RZR is engineered to deliver the optimum balance of performance, strength and technology, so you can push the limits and find your next gear. Confidence through next-level control — it's what elevates the RZR riding experience above all others.



### UNRIVALED PERFORMANCE

RZR's ultimate combination of power and agility, unrivaled ride and handling and fast engaging on-demand all-wheel drive lets you dominate the world's most challenging environments.

### PROVEN STRENGTH

Spend more time out riding with durable components that were engineered to push the boundaries and handle the impact of rough terrain.

### INDUSTRY-LEADING TECHNOLOGY

Unlock an unprecedented riding experience with RIDE COMMAND® and the intelligent control of on-the-fly adjustments of DYNAMIX active suspension.







## RZR TRAIL

**TIGHT TRAIL CAPABILITY** Take on tight trails with ease in this 50" machine, thanks to immediate acceleration, push all-day comfort and available industry-leading tech.

### LEADING TRAIL CAPABILITY

- Narrow width (50") & shortest wheelbase for tight trail navigation
- Class-leading power-to-weight ratio for corner-to-corner acceleration

### ALL-DAY COMFORT

- 10" wheel travel + 26" tires to soak up the bumps
- Adjustable steering and seats for the perfect fit

### ADVANCED OFF-ROAD TECH

- RIDE COMMAND with integrated 7" Display for easy GPS navigation
- Factory-exclusive Trail Audio

RZR TRAIL SPORT



RZR TRAIL ULTIMATE



TRAIL AGILITY.  
**ENDLESS COMFORT.**

RZR TRAIL S 900 SPORT



RZR TRAIL S 1000 ULTIMATE



## RZR TRAIL S

**ULTIMATE TRAIL CAPABILITY** The quickest 60" trail machine on the market also delivers uncompromised agility and comfort for fun, push all-day riding.

### LEADING TRAIL CAPABILITY

- Narrow width (60") & shortest wheelbase for tight trail navigation
- Class-leading power-to-weight ratio for corner-to-corner acceleration

### ALL-DAY COMFORT

- 13.2" wheel travel + 27" tires to soak up the bumps
- Adjustable steering and seats for the perfect fit

### ADVANCED OFF-ROAD TECH

- RIDE COMMAND with integrated 7" Display for easy GPS navigation
- Factory-exclusive Trail Audio



SCAN TO LEARN MORE

### MAKE IT TRULY YOURS

Choose from a variety of designed, engineered and tested accessories to customize your RZR for how you ride.





## RZR XP

**BEST-SELLING SPORT SIDE-BY-SIDE** The next revolution in multi-terrain performance. With a rugged design, more comfort and legendary performance, the RZR XP is built to take on the off-road. Available in 2-seat and 4-seat.

### RUGGED DESIGN

- A New 25% stronger chassis\*
- Redesigned Driveline + CVT increases belt life to keep the ride going
- New front bumper and full coverage skid plate protects critical vehicle components

\*Versus RZR XP 1000

### LEGENDARY PERFORMANCE

- ProStar 1000 Gen 2 delivers 114HP of responsive power
- New 30" tires and up to 14.5" of ground clearance to get through rugged trails
- Low geared transmission and geared reverse for confidence getting over and out of technical terrain

### ALL-DAY COMFORT

- Walker Evans Racing® Needle Shocks soak up rough terrain for a smooth ride
- Improved ergonomics with a new cab design
- Full doors, roof, and self-draining floors help keep the elements out

# RISE TO ANY OCCASION



RZR XP 4 ULTIMATE



RZR XP SPORT



RZR PRO XP SPORT



RZR PRO XP 4 ULTIMATE

## RZR PRO XP

**ULTIMATE MULTI-TERRAIN PERFORMANCE & STRENGTH** Capable, versatile, and thrilling, RZR Pro XP delivers strong performance with 181 HP, up to 22" of usable suspension travel and available DYNAMIX active suspension. Available in 2-seat and 4-seat.

### THRILLING PERFORMANCE

- Agile yet stable 96" wheelbase & 64" width
- 181 HP of turbocharged power for quick acceleration
- Take on tough terrain with 14.5" of ground clearance and 30" tires

### RUGGED STRENGTH

- One-piece chassis for improved agility
- Stronger driveline components to take on rough terrain
- Open-clutch design with improved air-flow to extend belt life

### EXCEPTIONAL CONTROL

- Tilt & tele steering with adjustable seating to get the perfect fit
- Improved cab space for more leg room
- 2" lower seating for a sportier posture



SCAN TO LEARN MORE

### MAKE IT TRULY YOURS

Choose from a variety of designed, engineered and tested accessories to customize your RZR for how you ride.



## RZR TURBO R

**THE STANDARD IN WIDE OPEN PERFORMANCE.** Meet the strongest 74" wide turbocharged machine we've ever built, featuring thrilling performance, rugged strength and next-level control from DYNAMIX DV straight from the factory. Available in 2-seat and 4-seat.

### THRILLING POWER

- Optimized wheelbase for more agile riding
- 181 HP delivers quick, turbocharged acceleration
- Lower, low gear delivers low-end power making crawling technical terrain easier

### RUGGED STRENGTH

- 5 bolt hub, one piece chassis, and large cooling system to stand up to harsh terrain
- Stamped a-arms with integrated shock mounting to stand up to whooped out terrain

### NEXT-LEVEL CONTROL

- 74" width provides more stability
- MaxLink 28" suspension and rear toe link soak up the toughest terrain
- DYNAMIX DV with 4 Handling Modes allow you to fine-tune your ride with on-the-fly adjustability



RZR TURBO R 4 ULTIMATE



RZR TURBO R PREMIUM



LIVE  
**WIDE OPEN**



RZR PRO R PREMIUM



RZR PRO R 4 ULTIMATE

## RZR PRO R

**THE NEXT LEVEL IN WIDE OPEN PERFORMANCE.** The most powerful side-by-side we've ever built, with a 74" stance, a heart-throbbing 225 HP engine, rugged strength and next-level control from DYNAMIX DV. Available in 2-seat and 4-seat.

### REVOLUTIONARY POWER

- 2.0L, 4 cylinder engine delivering 225HP of wide open acceleration and speed
- 3 throttle modes (Race, Rock, Sport) to dial in power delivery
- Fast engaging 4WD provides instant traction, while 4WD lock offers ultimate crawling performance

### INCREDIBLE STRENGTH

- Desert-born CVT delivers a long belt life in the toughest environments
- 2x stronger driveline keeps you out running longer in harsh terrain
- One-piece welded chassis with 2" tubing and tapered joints for added strength where it joins the chassis

### NEXT-LEVEL CONTROL

- 74" width provides more stability
- MaxLink 28" suspension and rear toe link soak up the toughest terrain
- DYNAMIX DV with 4 Handling Modes allow you to fine-tune your ride with on-the-fly adjustability



SCAN TO LEARN MORE

### MAKE IT TRULY YOURS

Choose from a variety of designed, engineered and tested accessories to customize your RZR for how you ride.







POLARIS  
**XPEDITION**

# KEEP CHASING THE WILD



Unlock experiences beyond the trailhead with the Polaris XPEDITION. Break away from the crowd with family, friends, and all of your gear to reach deep into the backcountry. Get ready for your endless adventure in a comfortable, capable off-road vehicle that adapts to your lifestyle.



**ADAPTABLE** FOR ANY ADVENTURE | Maximize your outdoor experiences with a highly configurable vehicle that supports whatever gear you need. With innovative storage solutions, modular folding seats, and 100+ all new accessories, you will always be ready for adventure.



**COMFORTABLE** ALL DAY, ANY SEASON | Keep the ride smooth. Stay protected from the elements in a customizable enclosed cab, with available heat and AC. Go more places and stay connected, all while jamming out to the soundtrack of your adventure.



**CAPABLE** GO BEYOND THE TRAILHEAD | Built to get deep into the backcountry, away from the trailheads and the crowds. With a range farther than anything we've ever built, features designed to make it even more capable, and power for technical terrain.



## POLARIS XPEDITION XP

**GO BEYOND THE TRAILHEAD** Get ready for your next adventure that will take your crew and all the gear you can fit in the large dumping cargo box away from the crowds and into the wild. Available in 2-seat and 5-seat.

### ADAPTABLE FOR ANY ADVENTURE

- Flat roof design for roof rack and accessories
- 600 lb. dumping cargo box and 2,000 lb. tow capacity
- Adventure-ready customization with 100+ accessories

### COMFORTABLE ALL DAY AND ANY SEASON

- Standard roof and available enclosed Cab to keep the elements out
- Plush FOX® suspension to soak up rough terrain
- Stable agility with 64" width

### CAPABLE TO GO BEYOND THE TRAILHEAD

- 200+ mile fuel range\* allowing you to reach farther places
- 114 HP ProStar 1000 Gen 2 engine for quick acceleration
- High-mount air intakes and sealed electrical system keep critical components dry and get fresh air




POLARIS  
XPEDITION XP  
5P NORTHSTAR



POLARIS  
XPEDITION XP  
2P PREMIUM

# INSPIRATION FOUND OUTDOORS



POLARIS  
XPEDITION ADV  
2P PREMIUM



POLARIS  
XPEDITION ADV  
5P NORTHSTAR

## POLARIS XPEDITION ADV

**ENDLESS ADVENTURE STARTS HERE** Load up your gear, break away from the crowd, and start your next adventure with a fully covered cab and cargo box to take your crew and gear deep into the backcountry. Available in 2-seat and 5-seat.

### ADAPTABLE FOR ANY ADVENTURE

- Flat roof design for roof rack and accessories
- Flat folding & 60/40 flip-up rear seats and flat floors make it easy to store things in the rear
- Adventure-ready with 100+ accessories

### COMFORTABLE ALL DAY AND ANY SEASON

- Standard roof and available enclosed Cab to keep the elements out
- Plush FOX® suspension to soak up rough terrain
- Stable agility with 64" width

### CAPABLE TO GO BEYOND THE TRAILHEAD

- 200+ mile fuel range\* allowing you to reach farther places
- 114 HP ProStar 1000 Gen 2 engine for quick acceleration
- High-mount air intakes and sealed electrical system keep critical components dry and get fresh air



SCAN TO LEARN MORE

### MAKE IT TRULY YOURS

Choose from a variety of designed, engineered and tested accessories to customize your Polaris XPEDITION for how you ride.



\*Range estimates based on manufacturer data on typical customer driving usage and conditions. Actual range varies based on conditions such as external environment, weather, speed, cargo loads, rates of acceleration, vehicle maintenance, and vehicle usage.



# TAKE YOUR RIDE EVEN FARTHER

The Polaris XPEDITION is waiting to head out for adventure — and ready to be customized for exactly how you want to use it. With 100+ accessories and five curated collections, the biggest question is...  
**WHERE WILL YOUR POLARIS XPEDITION TAKE YOU?**

## KAYAK COLLECTION

- » Rhino-Rack® Roof Rack
- » Rhino-Rack® Kayak Holder
- » Rhino-Rack® Accessory Bars
- » Rhino-Rack® Fishing Rod Holder
- » Rear Window Molle Panels
- » Lock & Ride Half Windshield
- » Polaris Northstar 30 QT Cooler
- » Skeleton Half Doors
- » RIGID® 32" Combo LED Light Bar



SCAN TO LEARN MORE

## OVERLAND COLLECTION

- » Rhino-Rack® Roof Rack
- » Polaris Rooftop Tent
- » MAXTRAX® Traction Boards
- » Lock & Ride MAX Spare Tire Carrier
- » Recovery Shackles
- » Rear Window Molle Panels
- » RIGID® Lighting
- » Pro Armor Crawler XG Tires
- » Front/Rear HD Bumpers



## HUNT COLLECTION

- » Rhino-Rack® Bed Rack
- » Kolpin Stronghold Gun Boot
- » Hood Rack
- » Polaris NorthStar Coolers
- » RIGID® 32" Combo LED Light Bar
- » Rhino-Rack® Roof Rack
- » Rhino-Rack® Spare Tire Holder
- » Rhino-Rack® High-Lifting Jack Mount
- » Pro Armor Attack 2.0 Tires



## TRAIL COLLECTION

- » Rhino-Rack® Roof Rack
- » Rhino-Rack® 200 L Luggage Bag
- » 36" High-Lifting Jack
- » MAXTRAX® Traction Boards
- » Lock & Ride MAX Spare Tire Carrier
- » HD Kick-Out Rock Sliders
- » Front/Rear A-Arm Guards
- » RIGID® Lighting
- » Pro Armor Attack 2.0 Tires



## UTILITY COLLECTION

- » Lock & Ride MAX Rear Storage Box
- » Lock & Ride MAX Bed Extender
- » Lock & Ride MAX Cross Bed Bar
- » Hood Rack
- » Heater & Defrost Kit
- » Lock & Ride Full Vented Windshield
- » Poly Rear Panel
- » Canvas Upper Doors
- » Glacier Pro HD Plow



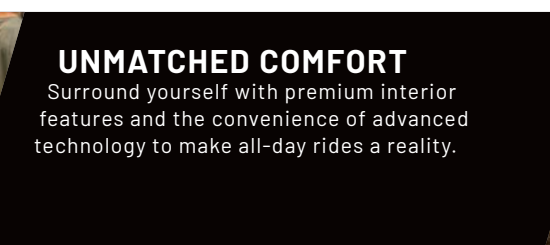




**GENERAL**

# UNLOCK MORE ADVENTURE



When you aim to get out and explore, GENERAL delivers with versatility, comfort, and capability to keep up with your ambition. You can confidently explore backcountry terrain and tackle the toughest tasks. It offers the best performance, most comfort and most versatility of any crossover side-by-side – the perfect combination for your off-road adventure.



**UNRIVALED VERSATILITY**  
Be ready for any task, trail or season with the machine built for you, and its full line of accessories to make it yours.

**UNMATCHED COMFORT**  
Surround yourself with premium interior features and the convenience of advanced technology to make all-day rides a reality.

**UNSTOPPABLE CAPABILITY**  
An ideal combination of trail capable power, terrain-smoothing suspension and ground clearance for near limitless exploration.



# GENERAL

## GENERAL 1000

**ENJOY EXPLORING MORE** Pack everything you need for work or fun with a 60" stance, 1,500 lb towing capacity, 600 lb dumping cargo box, and up to 13.2" of usable suspension travel.

### VERSATILITY FOR WORK & PLAY

- 600 lb. dumping cargo box to haul gear or tools
- 12" of ground clearance and 27" tires to navigate over obstacles
- VersaTrac Turf Mode protects your yard while knocking out tasks

### LONG-HAUL COMFORT

- 12.25"/13.2" of suspension travel deliver to soak up terrain when exploring trails
- Adjustable seats and tilt steering allow you to dial in for the perfect fit
- Half doors help keep you protected from the elements

### PERFORMANCE WHERE IT MATTERS

- ProStar 1000 with 100HP deliver the power to knock out tasks or hit the trails
- 1,500 lb tow capacity to pull a trailer or drag logs off the trails
- On-Demand True AWD/2WD delivers quick gripping traction

# MAKE ANYTHING AN ADVENTURE



GENERAL 1000 SPORT



GENERAL 1000 PREMIUM



GENERAL XP PREMIUM



GENERAL XP 4 ULTIMATE

## GENERAL XP

**TAKE ON NEW ADVENTURES** Elevate your experience with more capability from a 64" stance, high clearance A-arms, a 4,500 lb HD Plus winch, and available industry-leading technology. Available in 2-seat and 4-seat.

### VERSATILITY FOR WORK & PLAY

- 600 lb. dumping cargo box to haul camping gear or tools
- 13.5" of ground clearance and 30" tires to navigate over obstacles
- A factory 4,500 lb winch to confidently clear downed logs or get out of tough situations

### LONG-HAUL COMFORT

- 14" of suspension travel smooth out rough trails
- Adjustable seats and tilt steering allow you to dial in for the perfect fit
- Half doors and roof help keep you protected from the elements

### PERFORMANCE WHERE IT MATTERS

- ProStar 1000 with 100HP deliver corner-to-corner trail exploring fun
- 1,500 lb tow capacity to pull a trailer or drag logs off the trails
- On-Demand True AWD/2WD delivers quick gripping traction



SCAN TO LEARN MORE

### MAKE IT TRULY YOURS

Choose from a variety of designed, engineered and tested accessories to customize your GENERAL for how you ride.








# RANGER THE HARDEST WORKING. SMOOTHEST RIDING.




Whether you're on the job or off, you can count on RANGER to deliver unmatched strength, comfort and capability – day after day and year after year. That's why RANGER has been trusted by farmers, ranchers, hunters and homeowners for more than two decades



**CAPABILITY** WORK HARD. PLAY HARD.  
Go further with true On-Demand All-Wheel Drive that provides instant traction, plus powerful hauling and towing for the big jobs.



**COMFORT** WEATHER ANY CONDITION.  
Whatever you do, enjoy it in any weather with enclosed cab options, available seating for up to 6, and accessories designed for rain or shine.



**STRENGTH** TACKLE THE TOUGH STUFF.  
RANGER is built to be durable enough for any job, with available full underbody skid-plate and massive front bumper.



# RANGER MID-SIZE MODELS

## RANGER SP 570

**DESIGNED FOR WORK AND PLAY** When there's work to be done, RANGER SP 570 makes hauling and towing fast and easy with class-leading capability. When it's time for fun, it offers a smooth ride and handling's a breeze. Available in 2 and 4 seat.

### FUN TO RIDE

- 9" Front / 10" Rear suspension travel for a smooth, comfortable ride
- Class-leading 11" ground clearance to overcome rocks and ruts on the trail

### GREAT FOR WORK

- True On-Demand All Wheel Drive quickly engages
- 44 HP ProStar Engine to confidently haul heavy loads

### PERFECT FIT

- Compact 56" width to navigate tight trails
- Turf mode for tighter turns that are easy on the lawn.



RANGER SP 570



RANGER CREW SP 570 PREMIUM



GET MORE DONE.  
**HAVE MORE FUN.**



RANGER SP 570 NORTHSTAR



RANGER CREW SP 570 NORTHSTAR



## RANGER SP 570 NORTHSTAR EDITIONS

**WORK AND PLAY IN COMFORT** The RANGER SP 570 NorthStar brings more comfort with fully enclosed heated cab, so you can stay warm from the trails to tasks around the property. Available in 2-seat and 4-seat.

### FUN TO RIDE

- Pro Shield Cab system offers sealing from rain, dust, and adverse weather
- Factory-installed heat for added comfort in the cold

### GREAT FOR WORK

- LED headlights deliver 90% more output for enhanced lighting
- Polaris HD 3,500 Lb. winch with synthetic rope and auto stop

### PERFECT FIT

- Compact 58" width
- Turf Mode and True On-Demand All Wheel Drive



SCAN TO LEARN MORE

### MAKE IT TRULY YOURS

Choose from a variety of designed, engineered and tested accessories to customize your RANGER for how you ride.



**RANGER 570** FULL-SIZE

**FULL-SIZE CAPABILITY. UNBEATABLE VALUE.** All the right tools for the job. RANGER 570 Full-Size works hard, rides smooth and is built to last. Available in 3-seat and 6-seat.

**COMFORT**

- Adjustable tilt steering
- 10" Independent rear suspension travel for a smooth, comfortable ride

**CAPABILITY**

- True On Demand All Wheel Drive quickly engages traction
- Easy on the lawn with VersaTrac turf mode
- Easily unload with gas assist dump box

**STRENGTH**

- Added protection with steel front bumper
- Easy access to oil, air filter, and other key items

RANGER CREW 570 FULL-SIZE



RANGER 570 FULL-SIZE



THE EVERYDAY  
**WORKHORSE**



RANGER 1000



RANGER CREW 1000 PREMIUM

**RANGER 1000**

**THE EVERYDAY WORKHORSE** Up for the task. Get more value for your hard-earned dollar with the capability, comfort and durability of the RANGER 1000. Available in 3-seat and 6-seat.

**COMFORT**

- Tilt Steering
- Added comfort with plush seating
- Store more with 18.6 gallons of in-cab storage

**CAPABILITY**

- 61 HP ProStar engine delivers smooth, quiet power
- Overcome rocky terrain with up to 12.5" ground clearance
- Get more done with 1,000 Lb. box capacity

**STRENGTH**

- Take on rugged terrain with full-body skid plate, front bumper & CV guards
- Built to last with one-piece chassis & beefed up front drive



SCAN TO LEARN MORE

**MAKE IT TRULY YOURS**

Choose from a variety of designed, engineered and tested accessories to customize your RANGER for how you ride.





**RANGER XP 1000**

**BUILT TO WORK HARD AND PLAY HARD** RANGER full-size models have the capability, comfort and strength to tackle tough jobs and trails. Available in 3 and 6 seat.

**COMFORT**

- Contoured seating with back bolsters for all-day comfort
- LED headlights for enhanced lighting in low-light conditions
- 13.5 gallons of in-cab storage

**CAPABILITY**

- 82 HP ProStar engine offer more power to tasks and trails
- User-selectable throttle control with Performance, Standard and Work drive modes

**STRENGTH**

- Sealed suspension bushings keeps debris out for quieter riding and less maintenance
- 27" Pro Armor X-Terrain tires and 13" clearance to overcome tough terrain

TASK TO TRAIL  
**VERSATILITY**



RANGER XP 1000 PREMIUM



RANGER CREW XP 1000 PREMIUM



RANGER XP 1000 NORTHSTAR PREMIUM



RANGER CREW XP 1000 NORTHSTAR ULTIMATE

**RANGER XP 1000 NORTHSTAR EDITIONS**

**FEND OFF THE ELEMENTS** The performance of a RANGER XP 1000, with a full cab system and factory installed heating and air conditioning. Available in 3-seat and 6-seat.

**COMFORT**

- Factory-installed Pro Shield Cab offers tight sealing protection from the elements
- Tipout Glass Windshield with wiper\*
- Heat and air conditioning for all-season comfort

**CAPABILITY**

- 82 HP ProStar engine offer more power to tasks and trails
- Up to 14" of clearance to overcome tough terrain
- Available 7" display powered by RIDE COMMAND

**STRENGTH**

- 1,000 lb box capacity to haul heavy loads
- 29" Pro Armor X-Terrain tires offer added clearance\*

\*AVAILABLE ON NORTHSTAR ULTIMATE IN CAN, US & MX



SCAN TO LEARN MORE

**MAKE IT TRULY YOURS**

Choose from a variety of designed, engineered and tested accessories to customize your RANGER for how you ride.





# RANGER FULL-SIZE MODELS

## RANGER XP 1000 SPECIAL EDITIONS

**CAPABILITY MEETS UTILITY** Trail Boss does more than work hard, it delivers added capability so you can do even more. While our Texas Edition is built Texas Tough and adds more capability and comfort.

### RANGER CREW XP 1000 TEXAS EDITION

- High-clearance arched A-Arms
- 4,500 Lb. Winch & 29" Tires
- Exclusive Texas Badging
- Premium seats & Sport roof



# THE POWER TO DO MORE



### RANGER XP 1000 / CREW XP 1000 NORTHSTAR TRAIL BOSS

- Pro Shield cab
- Self-Leveling Suspension
- Rear Worklight & 12v Cargo box power
- Overhead switch panel



RANGER XP KINETIC ULTIMATE



RANGER XP KINETIC PREMIUM

## RANGER XP KINETIC

**DO MORE THAN EVER BEFORE** The RANGER XP Kinetic provides the power to do more with uncompromised capability, unrivaled durability, and the refined performance of an all-electric powertrain.

### IMPRESSIVE RANGE, FAST-CHARGING

- Up to 80 miles of range for confident operation on large properties
- Combined Level 1/Level 2 charger to reach full charge in as-little-as 5 hours

### UNCOMPROMISED CAPABILITY

- 110 HP and 140 lb-ft for effortless hauling and towing
- 14" of ground clearance
- 1,250 hauling capacity to haul heavy payloads

### UNRIVALED DURABILITY

- 3-year electric powertrain and 5-year battery coverage
- Increased uptime with estimated 70% less than the average costs for similar gas-powered vehicles



SCAN TO LEARN MORE

### MAKE IT TRULY YOURS

Choose from a variety of designed, engineered and tested accessories to customize your RANGER for how you ride.



## RANGER XD 1500

**BUILT TO HAUL MORE. BUILT TO DO MORE.** The new RANGER XD 1500 is built for the toughest jobs and longest days. Meet the most capable, strongest, most comfortable RANGER ever. Available in 3-seat and 6-seat.

### UNPRECEDENTED CAPABILITY

- New ProStar 1500cc engine delivering 110 HP / 105 lb-ft torque for industry-leading power
- Get more done with industry-leading 3,500 lb towing and 1,500 box capacity

### BRUTE STRENGTH

- One piece, high-strength, heavy duty steel chassis
- Industry-exclusive STEELDRIVE transmission offers smooth, precise control and added strength

### UNMATCHED COMFORT

- Contoured seats with back bolsters & fold down arm rest
- 12" of Suspension Travel
- Spacious Cab with more leg and shoulder room

# OUTWORK THEM ALL

\*Never tow beyond the vehicle's towing capacities. Professional driver. Closed course.



RANGER XD 1500 PREMIUM

RANGER CREW XD 1500 PREMIUM



RANGER XD 1500 NORTHSTAR PREMIUM



RANGER CREW XD 1500 NORTHSTAR ULTIMATE



## RANGER XD 1500 NORTHSTAR EDITIONS

**BORN TO WORK. BUILT TO LAST.** The new RANGER XD 1500 is built for the toughest jobs and longest days. Meet the most capable, strongest, most comfortable RANGER ever. Available in 3-seat and 6-seat.

### UNPRECEDENTED CAPABILITY

- New ProStar 1500cc engine delivering 110 HP / 105 lb-ft torque for industry-leading power
- Get more done with industry-leading 3,500 lb towing and 1,500 box capacity

### BRUTE STRENGTH

- One piece, high-strength, heavy duty steel chassis
- Industry-exclusive STEELDRIVE transmission offers smooth, precise control and added strength

\*AVAILABLE ON NORTHSTAR ULTIMATE

### UNMATCHED COMFORT

- Heated\* contoured seats with back bolsters
- New Pro Shield cab offers industry's tightest sealing and protection from the elements
- Enhanced productivity with 7" display powered by RIDE COMMAND and JBL® audio for immersive sound



SCAN TO LEARN MORE

### MAKE IT TRULY YOURS

Choose from a variety of designed, engineered and tested accessories to customize your RANGER for how you ride.





# GET GEARED UP FOR WORK

## RANCH COLLECTION

- » Upper Front Brushguard | 2884872
- » Rear Brushguard | 2884876
- » Lock & Ride MAX Modular Cargo System | 2889847
- » Modular Cargo System Tool Rack | 2889846
- » RIGID® 32" Combo Light Bar | 2884299
- » Light Bar Harness | 2889738
- » Cast Lightbar Mounts | 2889930
- » Rear Headache Rack - Winch Ready | 2889666
- » Side View Mirrors - Door Mounted | 2889862
- » Pro Armor 32" Harvester Tire | 5418256
- » Sun Visor | 2890571



## FARM COLLECTION

- » Front Hood Storage Rack | 2884878
- » Upper Front Bumper | 2884872
- » Lock & Ride MAX Storage Box | 2889108
- » Polaris Pro HD 6,000 Lb. Winch | 2889276
- » Rear Headache Rack - Winch Ready | 2889666
- » Side View Mirrors - ROPS Mounted | 2889099
- » Lock & Ride MAX Bed Extender/Divider | 2889109
- » Fixed Glass Windshield | 2889086
- » Rear Panel - Glass | 2889092
- » Pro Armor 33" Combo LED Light Bar | 2889791
- » Cast Light Bar Mounts | 2889930



## HUNT COLLECTION

- » Headache Rack - Winch Ready | 2889666
- » Rear Winch | 2889698
- » Rhino-Rack® Roof Rack Mount | 2889104
- » Rhino-Rack® Roof Rack | 2889237
- » RIGID® Light Bar 32" Combo | 2884299
- » Light Bar Harness | 2889738
- » Rockguard with Step - Crew | 2884875
- » Kolpin Stronghold XL Gun Boot | 2882036
- » Lock & Ride MAX Cross Bed Rail | 2889800
- » Kolpin Stronghold Mount | 2884106
- » Lock & Ride MAX Spare Tire Carrier | 2889110
- » Rhino-Rack® Eyelets | 2889527
- » Rhino-Rack® Luggage Bag | 2889881
- » Pro Armor Wheel & Tire Set - 32" Dual Threat w/ 5304 | 2891026
- » Sun Visor | 2890571





# SPORTSMAN LEGENDARY TOUGH



SPORTSMAN combines legendary smoothness, unstoppable versatility and an ease of use that the competition continues to chase. With more than one million sold, it's built for trail and adventure riders, hunters, ranchers and anyone who wants to explore the outdoors.



**SMOOTH** STAY CONFIDENT AND COMFORTABLE. Ride longer with Sportsman's legendary ride and handling with independent-rear suspension, on-demand AWD and class-leading ground clearance.



**STRONG** TACKLE THE TOUGH STUFF. Take on any job with durability and strength, thanks to sealed suspension bushings and up to 1,750 lb. towing capacity.



**VERSATILE** WORK. RIDE. REPEAT. Sportsman offers integrated storage to carry more gear or tools for the trail or task. Customize for your work or play needs with a wide selection of accessory options.



# SPORTSMAN

## SPORTSMAN RECREATION & UTILITY MODELS

**DELIVERING LEGENDARY RIDE AND HANDLING** The Polaris Sportsman ATV'S are multi-use vehicles that can help you get more done in a day on your property, farm or ranch and take your hunting passion further.



### SPORTSMAN 450 H.O.

- Solid power with 33HP ProStar engine
- Easily pull trailers with 1,350 Lb. towing capacity
- Available in H.O., H.O. Utility and EPS Trims



### SPORTSMAN 570 TRAIL

- 44 HP, ProStar Single Cylinder Engine
- Smooth ride with class leading 9.5" of rear travel
- Extend the day with LED\* pod & headlights \*available on select trims (Premium and Utility)



### SPORTSMAN 850 ULTIMATE TRAIL

- Rise above obstacles with up to 12" ground clearance
- On Demand All Wheel Drive delivers instant traction
- Available in Base, Premium and Ultimate Trims



### SPORTSMAN XP 1000 ULTIMATE

- Pack more on with 360 Lb. rack capacity
- Added protection with front & rear bumpers
- Sealed High Clearance Arched Dual A-Arms

# DISCOVER THE TRAIL LESS TRAVELED



### SPORTSMAN TOURING 850

- 78 HP, ProStar Twin Cylinder Engine
- Room for the essentials with 6 gal. of integrated storage
- On Demand All Wheel Drive delivers instant traction

### SPORTSMAN TOURING XP 1000 TRAIL

- 88 HP, ProStar Twin Cylinder Engine
- Take on more terrain with 27" Duro tires
- Added driver protection with handguards & extra passenger comfort with premium seat



## SPORTSMAN TOURING MODELS

**TAKE ON AN ADVENTURE FOR TWO** Log extra miles, conquer hard-to-reach trails, and enjoy every minute of the ride with the high performance and reliable comfort built for two.

### SPORTSMAN TOURING 570

- Log more miles with 44 HP ProStar engine
- Nimble for tight trails with 48" width
- Available in Base, EPS and Premium Trims



SCAN TO LEARN MORE

### MAKE IT TRULY YOURS

Choose from a variety of designed, engineered and tested accessories to customize your Sportsman for how you ride.





# SPORTSMAN

## SPORTSMAN SPORT MODELS

**OWN THE TRAIL OR TACKLE THE DESERT** Whether powering over dirt and rock, or winding through trees and mountains, Polaris ATVs provide an exhilarating trail experience, allowing you to explore the outdoors by yourself or with a group.



### SPORTSMAN XP 1000 S

- 55" width delivers more stability
- Experience a plush ride with 14" of rear suspension travel
- Bring everything you need with Industry leading 500 Lb. rack capacity



### SCRAMBLER 850

- All day comfort with sport tuned independent rear suspension
- Sport sculpted seat to reduce leg fatigue
- 11.5" ground clearance helps to rise above obstacles



### SCRAMBLER XP 1000 S

- Light up the trail with 11" Pro Armor lightbar
- Custom fit with adjustable 3" handlebar riser
- Ride longer with less fatigue with Walker Evans 3-way adjustable shocks

# CHASE THE TRAIL



### SPORTSMAN RIDE COMMAND EDITION (AVAILABLE IN 570 and XP 1000)



### SPORTSMAN HUNT EDITION (AVAILABLE IN 570 and XP 1000)

### SPORTSMAN 6X6 570

- Make quick work of big tasks with 800 Lb. dumping box
- Versatile 1-up and 2-up seating



## SPORTSMAN SPECIAL EDITION MODELS

**PURPOSE BUILT TO UNLEASH MORE ADVENTURE** Whether you need to get to a hard to reach hunting spot, discover whats around the next turn of the trail or power through your favorite mud hole. Sportsman can take you there.



### SPORTSMAN XP 1000 HIGH LIFTER

- 85 HP, ProStar Twin Cylinder Engine
- Added protection with front & rear bumpers & 3,500 Lb. Polaris HD winch
- Power through the mud with sealed clutching and intake



### SPORTSMAN 850 HIGH LIFTER

- 78 HP, ProStar Twin Cylinder Engine
- Sealed headlights keep the mud and water out
- 30" Outlaw 2 tires provide more traction








YOUTH SIDE-BY-SIDE & ATVs

# INSPIRE CONFIDENCE OFF-ROAD



Give your kids a chance to make lasting memories and have an adventure of their very own. Polaris Youth ATVs and SxS's combine industry-leading safety tech with performance dialed in for younger riders. Watch them take command of a vehicle engineered just for them, knowing they're protected with available adjustable speed controls, geo-fencing and helmet-aware technologies.



46 | POLARIS.COM

### SAFETY FEATURES PARENTS LOVE

Enjoy peace of mind knowing that Polaris Youth Models come with industry-leading safety features designed to build a solid foundation for the next generation of riders.



### KID-FRIENDLY PERFORMANCE

Kids can confidently tackle adventures thanks to age-appropriate ergonomics, capable suspension and plenty of ground clearance to clear obstacles.



### GROW WITH POLARIS

We build confidence-inspiring youth model ATVs and side-by-sides. We offer ATVs made for riders ages 6+, 10+, 14+ and side-by-sides for riders age 10+.

POLARIS.COM 47



## YOUTH SIDE-BY-SIDE & ATVs

### RZR 200 EFI

#### SXS PERFORMANCE FOR THE NEXT GENERATION

Give kids RZR Performance and empower them while fostering a love for outdoors with leading safety technology parents will appreciate like Helmet Aware, kid-friendly performance and power that grows with them. The RZR 200 is made for riders ages 10+ with adult supervision

#### RZR 200 EFI

- 180cc 4-Stroke Single Cylinder Engine
- 48" Wide, 10" Ground Clearance
- Age: 10+



### RANGER 150 EFI

**SXS CAPABILITY FOR THE NEXT GENERATION** Give kids legendary RANGER capability and empower them while fostering a love for outdoors with leading safety technology parents will appreciate like Helmet Aware, kid-friendly performance and power that grows with them. The RGR 150 is made for riders ages 10+ with adult supervision.

#### RANGER 150 EFI

- 150cc 4-Stroke Single Cylinder Engine
- 48" Wide, 8" Ground Clearance
- Age: 10+



# KID-FRIENDLY PERFORMANCE



#### SPORTSMAN 110 EFI

- 112cc 4-Stroke Single Cylinder Engine
- 36.75" Wide, 3.5" Ground Clearance
- Age: 10+

### SPORTSMAN 110 / OUTLAW 70 + 110

**INSPIRING CONFIDENCE OFF ROAD** The Sportsman and Outlaw Youth ATVs are perfect to introduce young riders to riding the trails. The Sportsman 110 and Outlaw 110 models are made for riders ages 10+ with adult supervision, while the Outlaw 70 is for riders age 6+.



#### OUTLAW 70 EFI

- 70cc 4-Stroke Single Cylinder Engine
- 35.5" Wide, 4" Ground Clearance
- Age: 6+



#### OUTLAW 110 EFI

- 112cc 4-Stroke Single Cylinder Engine
- 36.75" Wide, 3.5" Ground Clearance
- Age: 10+

### PHOENIX 200

**PERFORMANCE FOR BIGGER ADVENTURES** Inspiring confidence off-road. Perfect to introduce young riders to riding the trails. Ages 14+ with adult supervision for riders 14 and older.

#### PHOENIX 200

- 196cc 4-Stroke Single Cylinder Engine
- 7" of front and 6.5" of rear suspension travel
- 21" front and 20" rear tires for traction & stability





**RZR TRAIL MODELS**

	RZR TRAIL SPORT	RZR TRAIL ULTIMATE	RZR TRAIL S SPORT	RZR TRAIL S ULTIMATE
<b>ENGINE TYPE / HP</b>	875cc, 4-Stroke DOHC, Twin Cylinder / 75 HP	875cc, 4-Stroke DOHC, Twin Cylinder / 75 HP	875cc, 4-Stroke DOHC, Twin Cylinder / 75 HP	999cc, 4-Stroke DOHC, Twin Cylinder / 100HP
<b>DRIVETRAIN (DRIVE SYSTEM)</b>	True On-Demand AWD/2WD	True On-Demand AWD/2WD VersaTrac Turf Mode	True On-Demand AWD/2WD	High Performance True On-Demand AWD/2WD
<b>SUSPENSION</b>	2F Sachs Twin Tube Shocks Standard Clearance A-Arms 10" (25.4cm) Wheel Travel	FOX® 2.0 PODIUM X Standard Clearance A-Arms 10" (25.4cm) Wheel Travel	2F Sachs Twin Tube Shocks Standard Clearance A-Arms 13.2" (33.5cm) Wheel Travel	2' / 2.5' Walker Evans Racing® Shocks Standard Clearance A-Arms 20" (50.8cm) Usable Travel*
<b>FRONT TIRES &amp; REAR TIRES</b>	26 x 8 x 12; PXT 26 x 9 x 12; PXT	26 x 8 x 12; PXT 26 x 9 x 12; PXT	27 x 9 x 12; Trail Master A/T 27 x 11 x 12; Trail Master A/T	27 x 9 x 12; Trail Master A/T 27 x 11 x 12; Trail Master A/T
<b>OVERALL VEHICLE SIZE (L X W X H)</b>	110.9 x 50 x 67.9" (282 x 127 x 172.5cm)	110.9 x 50 x 67.9" (282 x 127 x 172.5cm)	110.9 x 60 x 69.3" (282 x 152.4 x 176cm)	110.9 x 64 x 71.1" (282 x 162.6 x 180.6cm)
<b>GROUND CLEARANCE</b>	11" (27.9cm)	11" (27.9cm)	12.5" (31.8cm)	12.5" (31.8cm)
<b>SEATING CAPACITY</b>	2	2	2	2 / 4
<b>BOX CAPACITY</b>	300lb (136kg)	300lb (136kg)	300lb (136kg)	300lb (136kg)
<b>TOW CAPACITY</b>	1500lb (680kg)	1500lb (680kg)	1500lb (680kg)	N/A
<b>OTHER STANDARD FEATURES</b>	Adjustable Tilt Steering Signature LED Lighting	<b>Sport Trim Plus:</b> 7" Display Powered by RIDE COMMAND Rockford Fosgate® Premium Audio Sport Roof LED Accent Lighting	Adjustable Tilt Steering Signature LED Lighting	<b>Sport Trim Plus:</b> 7" Display Powered by RIDE COMMAND Rockford Fosgate® Premium Audio Adjustable Tilt Steering Signature LED Lighting LED Accent Lighting

**RZR MULTI-TERRAIN MODELS**

	RZR XP 2/4 SPORT	RZR XP 2/4 PREMIUM	RZR XP 2/4 ULTIMATE	RZR PRO XP 2/4 SPORT
<b>ENGINE TYPE / HP</b>	999cc, 4-Stroke DOHC, Twin Cylinder / 114HP	999cc, 4-Stroke DOHC, Twin Cylinder / 114HP	999cc, 4-Stroke DOHC, Twin Cylinder / 114HP	925cc, 4-Stroke DOHC, Twin Cylinder, Turbo / 181HP
<b>DRIVETRAIN (DRIVE SYSTEM)</b>	High Performance True On-Demand AWD/2WD	High Performance True On-Demand AWD/2WD	High Performance True On-Demand AWD/2WD	Isolated Xtreme Performance True On-Demand AWD/2WD
<b>SUSPENSION</b>	2' / 2.5' Walker Evans Racing® Shocks Standard Clearance A-Arms 20" (50.8cm) Usable Travel*	2' / 2.5' Walker Evans Racing® Shocks Standard Clearance A-Arms 20.5" (52.0cm) Usable Travel*	2' / 2.5' Walker Evans Racing® Shocks Standard Clearance A-Arms 20.5" (52.0cm) Usable Travel*	2' / 2.5' Walker Evans Racing® Shocks High-Clearance Dual A-Arms 22" (55.9cm) Usable Travel*
<b>FRONT TIRES &amp; REAR TIRES</b>	29 x 9 x 14; Trail Master X/T 30 x 10 x 14; Trail Master X/T 2.0	30 x 10 x 14; Trail Master X/T 2.0 30 x 10 x 14; Trail Master X/T 2.0	30 x 10 x 14; Trail Master X/T 2.0 30 x 10 x 14; Trail Master X/T 2.0	30 x 10 x 14; Maxxis® Carnivore II** 30 x 10 x 14; Maxxis® Carnivore II**
<b>OVERALL VEHICLE SIZE (L X W X H)</b>	119.5 x 64 x 71.1" (304.8 x 162.6 x 180.6cm)	146.9 x 64 x 72.8" (373.1 x 162.6 x 184.9cm)	120 x 64 x 74" (304.8 x 162.6 x 188cm)	128 x 64 x 71.7" (320 x 162.6 x 182.1cm)
<b>GROUND CLEARANCE</b>	14" (35.6cm)	14.5" (36.8cm)	14.5" (36.8cm)	14.5" (36.8cm)
<b>SEATING CAPACITY</b>	2 / 4	2 / 4	2 / 4	2 / 4
<b>BOX CAPACITY</b>	300lb (136kg)	300lb (136kg)	300lb (136kg)	300lb (136kg)
<b>TOW CAPACITY</b>	N/A	N/A	N/A	N/A
<b>OTHER STANDARD FEATURES</b>	Front Bumper 660 Watt Charging System Adjustable Tilt Steering Signature LED Lighting	<b>Sport Features Plus:</b> Rockford Fosgate® Premium Audio PMX Head Unit with Bluetooth Adjustable Tilt Steering Signature LED Lighting	<b>Premium Features Plus:</b> 7" Display Powered by RIDE COMMAND Rockford Fosgate® Premium Audio Rear Camera 900 Watt Charging System LED Accent Lighting	Adjustable Tilt Steering Signature LED Lighting ** Maxxis® Carnivore II on 2-Pass, Maxxis® Carnivore II on 4-Pass

**RZR WIDE OPEN MODELS**

	RZR PRO XP 2/4 PREMIUM	RZR PRO XP 2/4 ULTIMATE	RZR TURBO R 2/4 SPORT	RZR TURBO R 2/4 PREMIUM	RZR TURBO R 2/4 ULTIMATE	RZR PRO R 2/4 PREMIUM	RZR PRO R 2/4 ULTIMATE	POLARIS XPEDITION XP 2/5 PREMIUM
<b>ENGINE TYPE / HP</b>	925cc, 4-Stroke DOHC, Twin Cylinder, Turbo / 181 HP	925cc, 4-Stroke DOHC, Twin Cylinder, Turbo / 181 HP	925cc, 4-Stroke DOHC, Twin Cylinder, Turbo / 181 HP	925cc, 4-Stroke DOHC, Twin Cylinder, Turbo / 181 HP	925cc, 4-Stroke DOHC, Twin Cylinder, Turbo / 181 HP	1897cc, 4-Stroke DOHC, In-line Four Cylinder / 225 HP	1897cc, 4-Stroke DOHC, In-line Four Cylinder / 225 HP	999cc, 4-Stroke DOHC, Twin Cylinder / 114HP
<b>DRIVETRAIN (DRIVE SYSTEM)</b>	Isolated Xtreme Performance True On-Demand AWD/2WD	Isolated Xtreme Performance True On-Demand AWD/2WD	Isolated Xtreme Performance True On-Demand AWD/2WD	Isolated Xtreme Performance True On-Demand AWD/2WD	Isolated Xtreme Performance True On-Demand AWD/2WD	Pro Performance True 2WD/4WD/4WD Lock	Pro Performance True 2WD/4WD/4WD Lock	On-Demand True AWD/2WD/ VersaTrac Turf Mode
<b>SUSPENSION</b>	2" / 2.5" Walker Evans Racing® Shocks High-Clearance Dual A-Arms 22" (55.9cm) Usable Travel*	FOX® 2.5 Podium Shocks DYNAMIX High-Clearance Dual A-Arms 28.3" (71.9cm) Usable Travel*	2.5" / 3.0" Walker Evans Racing® Velocity Needle Shocks Lightweight Boxed Dual A-Arms 28.3" (71.9cm) Usable Travel*	FOX® 3.0 Live Valve X2 Shocks DYNAMIX DV Lightweight Boxed Dual A-Arms 29" (73.7cm) Usable Travel*	FOX® 3.0 Live Valve X2 Shocks Velocity Needle Shocks Lightweight Boxed Dual A-Arms 29" (73.7cm) Usable Travel*	Pro Performance True 2WD/4WD/4WD Lock	Pro Performance True 2WD/4WD/4WD Lock	FOX® 2.5 Podium OS3 Shocks High-Clearance Dual A-Arm 15" (38.1cm) of Travel
<b>FRONT TIRES &amp; REAR TIRES</b>	30 x 10 x 14; Maxxis® Carnivore II** 30 x 10 x 14; Maxxis® Carnivore II**	30 x 10 x 14; Maxxis® Carnivore II** 30 x 10 x 14; Maxxis® Carnivore II**	32 x 10 x 15; Maxxis® Rampage Fury; 8-Ply Rated 32 x 10 x 15; Maxxis® Rampage Fury; 8-Ply Rated	32 x 10 x 15; Maxxis® Rampage Fury; 8-Ply Rated 32 x 10 x 15; Maxxis® Rampage Fury; 8-Ply Rated	32 x 10 x 15; Maxxis® Rampage Fury; 8-Ply Rated 32 x 10 x 15; Maxxis® Rampage Fury; 8-Ply Rated	32 x 10 x 15; Maxxis® Rampage Fury; 8-Ply Rated 32 x 10 x 15; Maxxis® Rampage Fury; 8-Ply Rated	32 x 10 x 15; Maxxis® Rampage Fury; 8-Ply Rated 32 x 10 x 15; Maxxis® Rampage Fury; 8-Ply Rated	30 x 10 x 15; Pro Armor Crawler XP 30 x 11 x 15; Pro Armor Crawler XP
<b>OVERALL VEHICLE SIZE (L X W X H)</b>	126 x 64 x 71.7" (320 x 162.6 x 182.1cm)	128 x 64 x 71.7" (320 x 162.6 x 182.1cm)	128 x 74 x 74.4" (325 x 188 x 189cm)	128 x 74 x 74.4" (325 x 188 x 189cm)	128 x 74 x 74.4" (325 x 188 x 189cm)	138.5 x 74 x 72.8" (347 x 188 x 185cm)	138.5 x 74 x 72.8" (347 x 188 x 185cm)	122.5 x 64 x 74.9" (311.1 x 162.5 x 190.2cm)
<b>GROUND CLEARANCE</b>	14.5" (36.8cm)	14.5" (36.8cm)	16" (40.6cm)	16" (40.6cm)	16" (40.6cm)	16" (40.6cm)	16" (40.6cm)	14" (35.6cm)
<b>SEATING CAPACITY</b>	2 / 4	2 / 4	2 / 4	2 / 4	2 / 4	2 / 4	2 / 4	2 / 5
<b>BOX CAPACITY</b>	300lb (136kg)	300lb (136kg)	300lb (136kg)	300lb (136kg)	300lb (136kg)	300lb (136kg)	300lb (136kg)	600lb (272kg)
<b>TOW CAPACITY</b>	N/A	N/A	N/A	N/A	N/A	N/A	N/A	2,000lb (907kg)
<b>OTHER STANDARD FEATURES</b>	<b>Sport Features Plus:</b> Rockford Fosgate® Premium Audio PMX Head Unit with Bluetooth Retractable 6-Point Subzero Harnesses Front Bumper Adjustable Tilt & Telescoping Steering LED Accent Lighting ** Maxxis® Carnivore II on 2-Pass, Maxxis® Carnivore II on 4-Pass	<b>Premium Features Plus:</b> 7" Display Powered by RIDE COMMAND Rockford Fosgate® Premium Audio Rear Camera Adjustable Tilt & Telescoping Steering Signature LED Lighting	Adjustable 4-Point SubZero Harnesses Front Bumper Mud & Rock Guards Adjustable Tilt Steering Signature LED Lighting	<b>Sport Features Plus:</b> 7" Display Powered by RIDE COMMAND Rockford Fosgate® Premium Audio Rear Camera Adjustable Tilt & Telescoping Steering Signature LED Lighting	<b>Premium Features Plus:</b> 2 Premium Color Options	7" Display Powered by RIDE COMMAND Rockford Fosgate® Premium Audio Rear Camera Retractable 6-Position Harnesses Mud & Rock Guards Aluminum Sport Roof Adjustable Tilt & Telescoping Steering LED Accent Lighting	7" Display Powered by RIDE COMMAND Rockford Fosgate® Premium Audio Rear Camera Retractable 6-Position Harnesses Front Bumper Mud & Rock Guards Aluminum Sport Roof High Output 1700 Watt External Alternator Throttle Modes: Sport, Rock, & Race Adjustable Tilt & Telescoping Steering Signature LED Lighting & LED Accent Lighting	4.3" JBL® Color Display JBL® Trail Pro 2000 Audio Tilt Steering ProFit Sport Roof Front Bull Bumper Polaris HD 4500 LB Winch Signature LED Lights with Accents

**POLARIS XPEDITION XP + ADV MODELS**

	POLARIS XPEDITION XP 2/5 ULTIMATE	POLARIS XPEDITION XP 2/5 NORTHSTAR	POLARIS XPEDITION ADV 2/5 PREMIUM	POLARIS XPEDITION ADV 2/5 ULTIMATE	POLARIS XPEDITION ADV 2/5 NORTHSTAR	
<b>ENGINE TYPE / HP</b>	999cc, 4-Stroke DOHC, Twin Cylinder / 114HP	999cc, 4-Stroke DOHC, Twin Cylinder / 114HP	999cc, 4-Stroke DOHC, Twin Cylinder / 114HP	999cc, 4-Stroke DOHC, Twin Cylinder / 114HP	999cc, 4-Stroke DOHC, Twin Cylinder / 114HP	
<b>DRIVETRAIN (DRIVE SYSTEM)</b>	On-Demand True AWD/2WD/ VersaTrac Turf Mode	On-Demand True AWD/2WD/ VersaTrac Turf Mode	On-Demand True AWD/2WD/ VersaTrac Turf Mode	On-Demand True AWD/2WD/ VersaTrac Turf Mode	On-Demand True AWD/2WD/ VersaTrac Turf Mode	
<b>SUSPENSION</b>	FOX® 2.5 Podium OS3 Shocks High-Clearance Dual A-Arm 15" (38.1cm) of Travel	FOX® 2.5 Podium OS3 Shocks High-Clearance Dual A-Arm 15" (38.1cm) of Travel	FOX® 2.5 Podium OS3 Shocks High-Clearance Dual A-Arm 15" (38.1cm) of Travel	FOX® 2.5 Podium OS3 Shocks High-Clearance Dual A-Arm 15" (38.1cm) of Travel	2F Sachs Twin Tube Shock Standard Clearance A-Arms 13.2" (33.5cm) of Travel	
<b>FRONT TIRES &amp; REAR TIRES</b>	30 x 10 x 15; Pro Armor Crawler XP 30 x 11 x 15; Pro Armor Crawler XP	30 x 10 x 15; Pro Armor Crawler XP 30 x 11 x 15; Pro Armor Crawler XP	30 x 10 x 15; Pro Armor Crawler XP 30 x 11 x 15; Pro Armor Crawler XP	30 x 10 x 15; Pro Armor Crawler XP 30 x 11 x 15; Pro Armor Crawler XP	27 x 9 x 12; CST® Clincher 27 x 11 x 12; CST® Clincher	
<b>OVERALL VEHICLE SIZE (L X W X H)</b>	122.5 x 64 x 74.9" (311.1 x 162.5 x 190.2cm)	152.5 x 64 x 74.9" (387.3 x 162.5 x 190.2cm)	122.5 x 64 x 74.9" (311.1 x 162.5 x 190.2cm)	152.5 x 64 x 74.9" (387.3 x 162.5 x 190.2cm)	116.4 x 62.5 x 73.8" (295.6 x 158.7 x 187cm)	
<b>GROUND CLEARANCE</b>	14" (35.6cm)	14" (35.6cm)	14" (35.6cm)	14" (35.6cm)	12" (30.5cm)	
<b>SEATING CAPACITY</b>	2 / 5	2 / 5	2 / 5	2 / 5	2	
<b>BOX CAPACITY</b>	600lb (272kg)	600lb (272kg)	600lb (272kg)	600lb (272kg)	600lb (272kg)	
<b>TOW CAPACITY</b>	2,000lb (907kg)	2,000lb (907kg)	2,000lb (907kg)	2,000lb (907kg)	1,500lb (680kg)	
<b>OTHER STANDARD FEATURES</b>	<b>Premium Features Plus:</b> 7" Display Powered by RIDE COMMAND JBL® Trail Pro 4100 Audio Tilt Steering ProFit Sport Roof Polaris 4500 LB Winch with AutoStop & PLOW Mode	<b>Ultimate Features Plus:</b> RIDE COMMAND+ HVAC Fully Enclosed Cab Lockable Full Doors Power Windows	4.3" JBL® Color Display JBL® Trail Pro 2000 Audio Tilt Steering ProFit Sport Roof Front Bull Bumper Polaris HD 4500 LB Winch Signature LED Lights with Accents	<b>Premium Features Plus:</b> 7" Display Powered by RIDE COMMAND JBL® Trail Pro 4100 Audio Tilt & Telescoping Steering Polaris 4500 LB Winch with AutoStop & PLOW Mode	Adjustable Tilt Steering	<b>Sport Features Plus:</b> Signature Headlights & Accent Lighting

**GENERAL 1000 + XP MODELS**

	GENERAL 1000 SPORT	GENERAL 1000 PREMIUM	GENERAL XP 2/4 SPORT	GENERAL XP 2/4 PREMIUM
<b>ENGINE TYPE / HP</b>	999cc, 4-Stroke DOHC, Twin Cylinder / 100HP	999cc, 4-Stroke DOHC, Twin Cylinder / 100HP	999cc, 4-Stroke DOHC, Twin Cylinder / 100HP	999cc, 4-Stroke DOHC, Twin Cylinder / 100HP
<b>DRIVETRAIN (DRIVE SYSTEM)</b>	On-Demand True AWD/2WD/ VersaTrac Turf Mode	On-Demand True AWD/2WD/ VersaTrac Turf Mode	On-Demand True AWD/2WD/ VersaTrac Turf Mode	On-Demand True AWD/2WD/ VersaTrac Turf Mode
<b>SUSPENSION</b>	FOX® 2.5 Podium OS3 Shocks High-Clearance A-Arms 15" (38.1cm) of Travel	FOX® 2.5 Podium OS3 Shocks High-Clearance A-Arms 15" (38.1cm) of Travel	Walker Evans Racing® Velocity Series Shocks High Clearance A-Arms 14" (35.6cm) of Travel	Walker Evans Racing® Velocity Series Shocks High Clearance A-Arms 14" (35.6cm) of Travel
<b>FRONT TIRES &amp; REAR TIRES</b>	30 x 10 x 15; Pro Armor Crawler XP 30 x 11 x 15; Pro Armor Crawler XP	30 x 10 x 15; Pro Armor Crawler XP 30 x 11 x 15; Pro Armor Crawler XP	30 x 10 x 15; Pro Armor Crawler XGF 30 x 10 x 15; Pro Armor Crawler XGF	30 x 10 x 15; Pro Armor Crawler XGF 30 x 10 x 15; Pro Armor Crawler XGF
<b>OVERALL VEHICLE SIZE (L X W X H)</b>	122.5 x 64 x 74.9" (311.1 x 162.5 x 190.2cm)	152.5 x 64 x 74.9" (387.3 x 162.5 x 190.2cm)	116.4 x 62.5 x 73.8" (295.6 x 158.7 x 187cm)	118.2 x 64 x 77" (300 x 162.5 x 190.5cm)
<b>GROUND CLEARANCE</b>	14" (35.6cm)	14" (35.6cm)	12" (30.5cm)	13.5" (34.3cm)
<b>SEATING CAPACITY</b>	2 / 5	2 / 5	2	2 / 4
<b>BOX CAPACITY</b>	600lb (272kg)	600lb (272kg)	600lb (272kg)	600lb (272kg)
<b>TOW CAPACITY</b>	2,000lb (907kg)	2,000lb (907kg)	1,500lb (680kg)	1,500lb (680kg)
<b>OTHER STANDARD FEATURES</b>	<b>Ultimate Features Plus:</b> RIDE COMMAND+ HVAC Fully Enclosed Cab Lockable Full Doors Power Windows	<b>Ultimate Features Plus:</b> RIDE COMMAND+ HVAC Fully Enclosed Cab Lockable Full Doors Power Windows	Adjustable Tilt Steering	<b>Premium Features Plus:</b> 7" Display Powered by RIDE COMMAND Rockford Fosgate® Premium Audio PMX Head Unit with Bluetooth

**YOUTH MODELS**

	OUTLAW 70 EFI	OUTLAW 110 EFI	SPORTSMAN 110 EFI	PHOENIX 200	RANGER 150 EFI	RZR 200 EFI
<b>ENGINE TYPE / HP</b>	70cc, 4-Stroke, Single Cylinder EFI	112cc, 4-Stroke, Single Cylinder EFI	112cc, 4-Stroke, Single Cylinder EFI	186cc, 4-Stroke, Single Cylinder	150cc, 4-Stroke, Single Cylinder EFI	180cc, 4-Stroke, Single Cylinder EFI
<b>DRIVETRAIN (DRIVE SYSTEM)</b>	2WD, Chain	2WD	2WD	2WD, Chain	2WD, Chain	2WD, Chain
<b>SUSPENSION</b>	Single A-Arm with 4" (10.16cm) Travel / Mono Shock Swingarm with 4" (10.16cm) Travel	Single A-Arm with 5" (12.7cm) Travel / Mono-Shock Swingarm with 6" (15.2cm) Travel	Single A-Arm with 5" (12.7cm) Travel / Mono-Shock Swingarm with 6" (15.2cm) Travel	Dual A-Arm with 7" (17.8 cm) Travel / Mono-Shock Swingarm with 6.5" (16.5cm) Travel	Single A-Arm with 5.1" (13cm) Travel / Dual Shock Swingarm with 6" (15.2cm) Travel	Dual A-Arm with 7" (17.8cm) Travel / Independent Rear Suspension with 7" (17.8cm) Travel
<b>FRONT TIRES &amp; REAR TIRES</b>	18 x 7 x 8; R8 18 x 8 x 8; R8	18 x 7 x 8; Duro® 18 x 9.5 x 8; Duro®	19 x 7 x 8; Duro® 18 x 9.5 x 8; Duro®	21 x 7 x 10; Duro® 20 x 10 x 9; Duro®	22 x 7 x 10; Wanda® 22 x 10 x 10; Wanda®	24 x 8 x 12; CST® 24 x 10 x 12; CST®
<b>OVERALL VEHICLE SIZE (L X W X H)</b>	56 x 35.5 x 35.25" (142.24 x 90.17 x 89.5cm)	61.25 x 36.75 x 38.5" (155.6 x 93.3 x 97.8cm)	61.25 x 36.75 x 38.5" (155.6 x 93.3 x 97.8cm)	65 x 42 x 42" (165.1 x 106.7 x 106.7cm)	85 x 48 x 58" (215.9 x 121.9 x 147.3cm)	89 x 48 x 59" (225.6 x 121.9 x 151.2cm)
<b>GROUND CLEARANCE</b>	4" (10.2cm)	3.5" (8.9cm)	3.5" (8.9cm)	5.7" (14.5cm)	8" (20.3cm)	10" (25.4cm)
<b>SEATING CAPACITY</b>	1	1	1	1	2	2
<b>BOX CAPACITY</b>	25lb (11.3kg)	600lb (272kg)	600lb (272kg)	N/A	50lb (22.7kg)	50lb (22.7kg)
<b>TOW CAPACITY</b>	N/A	1,500lb (680kg)	1,500lb (680kg)	N/A	N/A	N/A
<b>OTHER STANDARD FEATURES</b>	Safety Flag Safety Tether Horn Parent Adjustable Speed Limiter 1 Youth Helmet Free Online Safety Training	Safety Flag Safety Tether Parent Adjustable Speed Limiter 1 Youth Helmet Free Online Safety Training	Safety Flag Safety Tether Parent Adjustable Speed Limiter 1 Youth Helmet Free Online Safety Training	Safety Flag Parent Adjustable Speed Limiter 1 Youth Helmet Free Online Safety Training	Safety Flag Seat Belt Safety Nets 2 Youth Helmets Free Online Safety Training Youth Ride Control (Pin Code Start, Adjustable Speed Limiter, Geotencing, Helmet Aware)	Safety Flag Seat Belt Safety Nets 2 Youth Helmets Free Online Safety Training Youth Ride Control (Pin Code Start, Adjustable Speed Limiter, Geotencing, Helmet Aware)







**RANGER** MID-SIZE MODELS

**RANGER** FULL-SIZE MODELS

**RANGER** ELECTRIC MODELS

<b>ENGINE TYPE / HP</b>	567cc, 4-Stroke DOHC, Single Cylinder / 44 HP	567cc, 4-Stroke DOHC, Single Cylinder / 44 HP	567cc, 4-Stroke DOHC, Single Cylinder / 44 HP	567cc, 4-Stroke DOHC, Single Cylinder / 44 HP	999cc, 4-Stroke DOHC, Twin Cylinder / 61 HP	999cc, 4-Stroke DOHC, Twin Cylinder / 61 HP	999cc, 4-Stroke DOHC, Twin Cylinder / 61 HP	999cc, 4-Stroke DOHC, Twin Cylinder / 61 HP	999cc, 4-Stroke DOHC, Twin Cylinder / 82 HP	999cc, 4-Stroke DOHC, Twin Cylinder / 82 HP	999cc, 4-Stroke DOHC, Twin Cylinder / 82 HP	999cc, 4-Stroke DOHC, Twin Cylinder / 82 HP	Interior Permanent Magnet AC Motor / 110 HP	Interior Permanent Magnet AC Motor / 110 HP	
<b>DRIVETRAIN (DRIVE SYSTEM)</b>	On-Demand True AWD/2WD/ VersaTrac Turf Mode	On-Demand True AWD/2WD/ VersaTrac Turf Mode	On-Demand True AWD/2WD/ VersaTrac Turf Mode	On-Demand True AWD/2WD/ VersaTrac Turf Mode	High Performance On-Demand True AWD/2WD/ VersaTrac Turf Mode	High Performance On-Demand True AWD/2WD/ VersaTrac Turf Mode	High Performance On-Demand True AWD/2WD/ VersaTrac Turf Mode	High Performance On-Demand True AWD/2WD/ VersaTrac Turf Mode	High Performance On-Demand True AWD/2WD/ VersaTrac Turf Mode	High Performance On-Demand True AWD/2WD/ VersaTrac Turf Mode	High Performance On-Demand True AWD/2WD/ VersaTrac Turf Mode	High Performance On-Demand True AWD/2WD/ VersaTrac Turf Mode	High Performance On-Demand True AWD/2WD/ VersaTrac Turf Mode	High Performance On-Demand True AWD/2WD/ VersaTrac Turf Mode	
<b>SUSPENSION</b>	MacPherson Strut 9" (22.9cm) Travel / Dual A-Arm, IRS 10" (25.4cm) Travel	MacPherson Strut 9" (22.9cm) Travel / Dual A-Arm, IRS 10" (25.4cm) Travel	MacPherson Strut 9" (22.9cm) Travel / Dual A-Arm, IRS 10" (25.4cm) Travel	MacPherson Strut 9" (22.9cm) Travel / Dual A-Arm, IRS 10" (25.4cm) Travel	Dual A-Arm 10" (25.4cm) Travel / Dual A-Arm, IRS 10" (25.4cm) Travel	Dual A-Arm 10" (25.4cm) Travel / Dual A-Arm, IRS 10" (25.4cm) Travel	Dual A-Arm 10" (25.4cm) Travel / Dual A-Arm, IRS 10" (25.4cm) Travel	Dual A-Arm 11" (27.94cm) Travel / Dual A-Arm, IRS 11" (27.94cm) Travel	Dual A-Arm 11" (27.94cm) Travel / Dual A-Arm, IRS 11" (27.94cm) Travel	Dual A-Arm 10" (25.4cm) Travel / Dual A-Arm, IRS 10" (25.4cm) Travel	Dual A-Arm 10" (25.4cm) Travel / Dual A-Arm, IRS 10" (25.4cm) Travel	Dual A-Arm 10" (25.4cm) Travel / Dual A-Arm, IRS 10" (25.4cm) Travel	Independent, Arched Lower A-arms, 10" (25.4cm) of Travel / Independent, Arched Lower A-arms, Nivomat Load-Adaptive, 10" (25.4cm) of Travel	Dual A-Arm 10" (25.4cm) Travel / Dual A-Arm, IRS 10" (25.4cm) Travel	
<b>FRONT TIRES &amp; REAR TIRES</b>	25 x 8 x 12; Carlisle® 489; 4-Ply Rated 25 x 10 x 12; Carlisle® 489; 4-Ply Rated	25 x 8 x 12; Carlisle® 489; 4-Ply Rated 25 x 10 x 12; Carlisle® 489; 4-Ply Rated	25 x 8 x 12; Carlisle® 489; 4-Ply Rated 25 x 10 x 12; Carlisle® 489; 4-Ply Rated	25 x 8 x 12; Carlisle® 489; 4-Ply Rated 25 x 10 x 12; Carlisle® 489; 4-Ply Rated	25 x 10 x 12; Carlisle® 489; 4-Ply Rated 25 x 11 x 12; Carlisle® 489; 4-Ply Rated	25 x 10 x 12; Carlisle® 489; 4-Ply Rated 25 x 11 x 12; Carlisle® 489; 4-Ply Rated	25 x 10 x 12; Carlisle® 489; 4-Ply Rated 25 x 11 x 12; Carlisle® 489; 4-Ply Rated	27 x 9 x 14; Pro Armor X-Terrain; 8-Ply Rated 27 x 11 x 14; Pro Armor X-Terrain; 8-Ply Rated	27 x 9 x 14; Pro Armor X-Terrain; 8-Ply Rated 27 x 11 x 14; Pro Armor X-Terrain; 8-Ply Rated	29 x 9 x 14; Pro Armor X-Terrain; 8-Ply Rated 29 x 11 x 14; Pro Armor X-Terrain; 8-Ply Rated	29 x 9 x 14; Pro Armor X-Terrain; 8-Ply Rated 29 x 11 x 14; Pro Armor X-Terrain; 8-Ply Rated	29 x 9 x 14; Pro Armor X-Terrain; 8-Ply Rated 29 x 11 x 14; Pro Armor X-Terrain; 8-Ply Rated	29 x 9 x 14; Pro Armor X-Terrain; 8-Ply Rated 29 x 11 x 14; Pro Armor X-Terrain; 8-Ply Rated	29 x 9 x 14; Pro Armor X-Terrain; 8-Ply Rated 29 x 11 x 14; Pro Armor X-Terrain; 8-Ply Rated	
<b>OVERALL VEHICLE SIZE (L X W X H)</b>	108 x 58 x 74" (274.3 x 142.2 x 188cm)	144 x 56 x 74" (365.8 x 142.2 x 188cm)	108 x 58 x 74" (274.3 x 142.2 x 188cm)	144 x 58 x 74" (365.8 x 142.2 x 188cm)	108 x 58 x 74" (274.3 x 142.3 x 188cm)	144 x 56 x 74" (365.8 x 142.2 x 188cm)	114 x 60 x 74" (290 x 152 x 188cm)	146 x 60 x 74" (370 x 152 x 188cm)	120 x 62.5 x 76" (305 x 158 x 193cm)	152 x 62.5 x 76" (386 x 158 x 193cm)	120 x 65 x 78" (305 x 165 x 198cm)	152 x 65 x 78" (386 x 165 x 198cm)	120 x 65 x 78" (305 x 165 x 198cm)	152 x 65 x 78" (386 x 165 x 198cm)	
<b>GROUND CLEARANCE</b>	10.3" (26.2cm)	10.5" (26.7cm)	10.3" (26.2cm)	10.5" (26.7cm)	10.5" (26.7cm)	12" (30.5cm)	12" (30.5cm)	13" (33cm)	13" (33cm)	14" (35.6cm)	14" (35.6cm)	14" (35.6cm)	14" (35.6cm)	14" (35.6cm)	
<b>SEATING CAPACITY</b>	2 / 4	2 / 4	2 / 4	2 / 4	3 / 6	3 / 6	3 / 6	3 / 6	3 / 6	3 / 6	3 / 6	3 / 6	3 / 6	3 / 6	
<b>BOX CAPACITY</b>	500lb (227kg)	500lb (227kg)	500lb (227kg)	500lb (227kg)	800lb (363kg)	1,000lb (453kg)	1,000lb (453kg)	1,000lb (453kg)	1,000lb (453kg)	1,000lb (453kg)	1,000lb (453kg)	1,000lb (453kg)	1,250lb (567kg)	1,250lb (567kg)	
<b>TOW CAPACITY</b>	1,500lb (680kg)	1,500lb (680kg)	1,500lb (680kg)	1,500lb (680kg)	1,500lb (680kg)	2,500lb (1,133kg)	2,500lb (1,133kg)	2,500lb (1,133kg)	2,500lb (1,133kg)	2,500lb (1,133kg)	2,500lb (1,133kg)	2,500lb (1,133kg)	2,500lb (1,133kg)	2,500lb (1,133kg)	
<b>OTHER STANDARD FEATURES</b>	Gas assist Dump Box, Steel Front Bumper with Winch Mount and Ball Bar	Cut and Sew Seat, Gas assist Dump Box, Steel Front Bumper with Winch & PLOW Mounts, Premium Body Panels, USB Charging	Pro Shield Cab with Heat and Defrost, Premium Cut and Sew Seat, Gas assist Dump Box, Full Coverage Steel Front Bumper with Integrated Winch and PLOW Mounts, USB Charging, Full Coverage Skid Plate, Premium Body Panels, Polaris HD 3,500 Lb. Synthetic Rope Winch with Autostop	Pro Shield Cab with Heat and Defrost, Premium Cut and Sew Seat, Gas assist Dump Box, Full Coverage Steel Front Bumper with Integrated Winch and PLOW Mounts, USB Charging, Full Coverage Skid Plate, Premium Body Panels, Polaris HD 3,500 Lb. Synthetic Rope Winch with Autostop	Pro Shield Cab with Heat and Defrost, Premium Cut and Sew Seat, Gas assist Dump Box, Full Coverage Steel Front Bumper with Integrated Winch and PLOW Mounts, USB Charging, Full Coverage Skid Plate, Premium Body Panels, Polaris HD 3,500 Lb. Synthetic Rope Winch with Autostop	Electronic Power Steering (EPS)	Premium Cut & Sew Seats	Premium Cut & Sew Seats with Contoured Seatbacks and Embroidered Polaris Branding, Premium Steering Wheel and Interior Accents	Premium Cut & Sew Seats with Contoured Seatbacks and Embroidered Polaris Branding, Premium Steering Wheel and Interior Accents	Pro Shield Cab with HVAC, Premium Cut & Sew Seats with Contoured Seatbacks, Polaris HD 4,500 Lb. Synthetic Rope Winch with Autostop and Wireless Remote, Front Bumper, Dome Light	Premium Pro-Shield Cab, Doors with Power Windows, Tip-Out Glass Windshield with Wiper, HVAC, Pro Shield Cab with HVAC, Premium Cut & Sew Seats with Contoured Seatbacks, Polaris HD 4,500 Lb. Synthetic Rope Winch with Autostop and Wireless Remote, Connectivity with Ride Command+	Premium Cut & Sew Seats with Contoured Seatbacks, Sport Roof, Polaris HD 4,500 Lb. Synthetic Rope Winch with Autostop and Wireless Remote, Premium Texas Edition Badging, Polaris Pulse Electrical System (6 position), Standard In-Dash SAE Charge Port, NFC Front Badge	Premium Pro-Shield Cab, Doors with Power Windows, Tip-Out Glass Windshield with Wiper, HVAC, Pro Shield Cab with HVAC, Premium Cut & Sew Seats with Contoured Seatbacks, Polaris HD 4,500 Lb. Synthetic Rope Winch with Autostop and Wireless Remote, Self-Leveling Suspension, 12V Auxiliary Power outlet in Box, Switched Rear Facing LED Cargo/Work Light, Added Acy Switch Panel (4 switch locations)	Premium Cut & Sew Seats with Contoured Seatbacks, Dual USB Port, Cargo Box Located 12V SAE Port with In-Dash On/Off Switch, *Connectivity with Ride Command+	7" Display Powered by RIDE COMMAND, Premium Cut & Sew Seats with Contoured Seatbacks, Dual USB Port, Cargo Box Located 12V SAE Port with In-Dash On/Off Switch, *Connectivity with Ride Command+

**RANGER** EXTREME-DUTY MODELS

**SPORTSMAN** RECREATION + UTILITY MODELS

<b>ENGINE TYPE / HP</b>	1498cc, 4-Stroke DOHC, Triple Cylinder / 110 HP	1498cc, 4-Stroke DOHC, Triple Cylinder / 110 HP	1498cc, 4-Stroke DOHC, Triple Cylinder / 110 HP	499cc, 4-Stroke DOHC, Single Cylinder / 33 HP	499cc, 4-Stroke DOHC, Single Cylinder / 33 HP	499cc, 4-Stroke DOHC, Single Cylinder / 33 HP	567cc, 4-Stroke DOHC, Single Cylinder / 44 HP	567cc, 4-Stroke DOHC, Single Cylinder / 44 HP	567cc, 4-Stroke DOHC, Single Cylinder / 44 HP	567cc, 4-Stroke DOHC, Single Cylinder / 44 HP	567cc, 4-Stroke DOHC, Single Cylinder / 44 HP	850cc, 4-Stroke DOHC, Twin Cylinder / 78 HP	850cc, 4-Stroke DOHC, Twin Cylinder / 78 HP	850cc, 4-Stroke DOHC, Twin Cylinder / 78 HP	952cc, 4-Stroke DOHC, Twin Cylinder / 90 HP	
<b>DRIVETRAIN (DRIVE SYSTEM)</b>	On-Demand True AWD/2WD/ Turf / Ultra Turf Mode	On-Demand True AWD/2WD/ Turf / Ultra Turf Mode	On-Demand True AWD/2WD/ Turf / Ultra Turf Mode	One Touch On-Demand AWD/2WD	One Touch On-Demand AWD/2WD	One Touch On-Demand AWD/2WD	One Touch On-Demand AWD/2WD	One Touch On-Demand AWD/2WD	One Touch On-Demand AWD/2WD	One Touch On-Demand AWD/2WD	One Touch On-Demand AWD/2WD	One Touch On-Demand AWD/2WD	One Touch On-Demand AWD/2WD	One Touch On-Demand AWD/2WD	One Touch On-Demand AWD/2WD	
<b>SUSPENSION</b>	Dual A-Arm 12" (30.5cm) Travel / Dual Arched A-Arm IRS 12" (30.5cm) Travel	Dual A-Arm 12" (30.5cm) Travel / Dual Arched A-Arm IRS 12" (30.5cm) Travel	Dual A-Arm 12" (30.5cm) Travel / Dual Arched A-Arm IRS 12" (30.5cm) Travel	Sealed MacPherson Strut 8.2" (20.8cm) Travel / Sealed Dual A-Arm, IRS 9.5" (24.1cm) Travel	Sealed MacPherson Strut 8.2" (20.8cm) Travel / Sealed Dual A-Arm, IRS 9.5" (24.1cm) Travel	Sealed MacPherson Strut 8.2" (20.8cm) Travel / Sealed Dual A-Arm, IRS 9.5" (24.1cm) Travel	Sealed MacPherson Strut 8.2" (20.8cm) Travel / Sealed Dual A-Arm, IRS 9.5" (24.1cm) Travel	Sealed MacPherson Strut 8.2" (20.8cm) Travel / Sealed Dual A-Arm, IRS 9.5" (24.1cm) Travel	Sealed MacPherson Strut 8.2" (20.8cm) Travel / Sealed Dual A-Arm, IRS 9.5" (24.1cm) Travel	Sealed MacPherson Strut 8.2" (20.8cm) Travel / Sealed Dual A-Arm, IRS 9.5" (24.1cm) Travel	Sealed MacPherson Strut 8.2" (20.8cm) Travel / Sealed Dual A-Arm, IRS 9.5" (24.1cm) Travel	Straight Dual A-Arm 9" (22.9cm) Travel / Straight Dual A-Arm, Rolled IRS, 10.25" (26cm) Travel	Straight Dual A-Arm 9" (22.9cm) Travel / Straight Dual A-Arm, Rolled IRS, 10.25" (26cm) Travel	Straight Dual A-Arm 9" (22.9cm) Travel / Straight Dual A-Arm, Rolled IRS, 10.25" (26cm) Travel	Straight Dual A-Arm 9" (22.9cm) Travel / Straight Dual A-Arm, Rolled IRS, 10.25" (26cm) Travel	
<b>FRONT TIRES &amp; REAR TIRES</b>	29 x 9 x 14; Pro Armor X-Terrain; 8-Ply Rated 29 x 11 x 14; Pro Armor X-Terrain; 8-Ply Rated	30 x 10 x 15; Kenda® Cross Trail; 8-Ply Rated 30 x 11 x 15; Kenda® Cross Trail; 8-Ply Rated	30 x 10 x 15; Kenda® Cross Trail; 8-Ply Rated 30 x 11 x 15; Kenda® Cross Trail; 8-Ply Rated	25 x 8 x 12; Carlisle® 489 25 x 10 x 12; Carlisle® 489	25 x 8 x 12; Carlisle® 489 25 x 10 x 12; Carlisle® 489	25 x 8 x 12; Carlisle® 489 25 x 10 x 12; Carlisle® 489	25 x 8 x 12; Carlisle® 489 25 x 10 x 12; Carlisle® 489	25 x 8 x 12; Carlisle® 489 25 x 10 x 12; Carlisle® 489	25 x 8 x 12; Carlisle® 489 25 x 10 x 12; Carlisle® 489	25 x 8 x 12; Carlisle® 489 25 x 10 x 12; Carlisle® 489	26 x 8 x 14; Duro® 26 x 10 x 14; Duro®	25 x 8 x 12; P373; 6-Ply Rated 25 x 10 x 12; P373; 6-Ply Rated	26 x 8 x 14; CST® 26 x 10 x 14; CST®	26 x 8 x 14; CST® 26 x 10 x 14; CST®	27 x 9 x 14; Duro® 27 x 11 x 14; Duro®	27 x 9 x 14; Duro® 27 x 11 x 14; Duro®
<b>OVERALL VEHICLE SIZE (L X W X H)</b>	137 x 64 x 78" (348 x 163 x 198cm)	164 x 64 x 78" (417 x 163 x 198cm)	137 x 64 x 78" (348 x 163 x 198cm)	164 x 64 x 78" (417 x 163 x 198cm)	137 x 64 x 78" (348 x 163 x 198cm)	164 x 64 x 78" (417 x 163 x 198cm)	83 x 48 x 47" (210.8 x 121.9 x 119.4cm)	83 x 48 x 47" (210.8 x 121.9 x 119.4cm)	83 x 48 x 47" (210.8 x 121.9 x 119.4cm)	83 x 48 x 47" (210.8 x 121.9 x 119.4cm)	83 x 48 x 47" (210.8 x 121.9 x 119.4cm)	83.25 x 47.6 x 50.7" (211.4 x 120.9 x 128.9cm)	83.25 x 47.6 x 50.7" (211.4 x 120.9 x 128.9cm)	83.25 x 47.6 x 50.7" (211.4 x 120.9 x 128.9cm)	83.25 x 47.6 x 50.7" (211.4 x 120.9 x 128.9cm)	
<b>GROUND CLEARANCE</b>	11.5" (29cm)	11.5" (29cm)	11.5" (29cm)	11.5" (29cm)	11.5" (29cm)	11.5" (29cm)	11.5" (29cm)	11.5" (29cm)	11.5" (29cm)	11.5" (29cm)	11.5" (29cm)	12" (30.5cm)	12" (30.5cm)	12" (30.5cm)	12" (30.5cm)	
<b>SEATING CAPACITY</b>	3 / 6	3 / 6	3 / 6	1	1	1	1	1	1	1	1	1	1	1	1	
<b>BOX / RACK CAPACITY</b>	1,500lb (680kg)	1,500lb (680kg)	1,500lb (680kg)	90lb (40.8kg) / 180lb (81.6kg)	90lb (40.8kg) / 180lb (81.6kg)	90lb (40.8kg) / 180lb (81.6kg)	90lb (40.8kg) / 180lb (81.6kg)	90lb (40.8kg) / 180lb (81.6kg)	90lb (40.8kg) / 180lb (81.6kg)	90lb (40.8kg) / 180lb (81.6kg)	90lb (40.8kg) / 180lb (81.6kg)	120lb (55kg) / 240lb (110kg)	120lb (55kg) / 240lb (110kg)	120lb (55kg) / 240lb (110kg)	120lb (55kg) / 240lb (110kg)	
<b>TOW CAPACITY</b>	3,500lb (1588kg)	3,500lb (1588kg)	3,500lb (1588kg)	1,350lb (612kg)	1,350lb (612kg)	1,350lb (612kg)	1,350lb (612kg)	1,350lb (612kg)	1,350lb (612kg)	1,350lb (612kg)	1,350lb (612kg)	1,500lb (680kg)	1,500lb (680kg)	1,500lb (680kg)	1,500lb (680kg)	
<b>OTHER STANDARD FEATURES</b>	Premium Contoured Seats with Additional Bolstering and Center Armrests, Roof with Liner, Front Bumper, DC Outlet, USB Charge Port, Trickle Charger, 12V Charging, NFC Front Badge	Full Cab w/ Power Windows, Fixed Windshield, HVAC, Rearview Mirror, Wiper, Dome Light, Puddle Lighting, Etc. Tilt and Telescope Steering Painted interior accents Northstar badging on Tailgate and Glove Box 6,000 Pro HD (RRR) Winch w/ Remote & Autostop Power Box Lift, 12 V Box Power LED Rear Work Light 30" Kenda Tires 6 Position Pulse In Front Hood and Rear Overhead, OH Switch Panel	Tip-Out Windshield Ride Command Display w/ AM/FM, BT, V2V, GPS, PLOW Mode, Rear Camera Ride Command + JBL Dash Audio - Lower speakers and upper tweeters Heated Seats Bumper D-Rings, Auxiliary Lights, Upper Bull Bar Camo Available - Interior and Exterior Hydro + Seats	Halogen Pod & Bumper Lights Pre-Wired for Hand & Thumb Warmers Front Utility Bumper, Front Utility Rack, Rear Utility Rack	Halogen Pod & Bumper Lights Pre-Wired for Hand & Thumb Warmers Front Utility Bumper, Front Utility Rack, Rear Utility Rack	Halogen Pod & Bumper Lights Pre-Wired for Hand & Thumb Warmers Front Rack Extender, Rear Rack Extender	Halogen Pod & Bumper Lights Pre-Wired for Hand & Thumb Warmers Front Rack Extender	Halogen Pod & Bumper Lights Pre-Wired for Hand & Thumb Warmers Front Rack Extender	Halogen Pod & Bumper Lights Pre-Wired for Hand & Thumb Warmers Front Rack Extender	Halogen Pod & Bumper Lights Pre-Wired for Hand & Thumb Warmers Front Trail Bumper, Front Rack Extender, Rear Rack Extender, Painted Plastics, Front A-Arm Guards	High output LED Pod & Bumper Lights Pre-Wired for Hand & Thumb Warmers Front Trail Bumper, Front Rack Extender, Painted Plastics, Front and Rear A-Arm Guards, Underseat storage bag	LED Pod & Bumper Lights Pre-Wired for Hand & Thumb Warmers, Underseat storage bag	Halogen Pod & Bumper Lights 4 Moveable Tie-Down Points	Halogen Pod & Bumper Lights 6 Moveable Tie-Down Points, Painted Plastics, Fender Flares	High output LED Pod & Bumper Lights Cut and Sew Seat 3,500 lb. Polaris HD Winch with Synthetic Rope, Front Ultimate Series Bumper, Rear Ultimate Series Bumper, Painted Plastics, Painted Springs, PIN Activated Security System (P.A.S.S.), Fender Flares, 6 Moveable Tie-Down Points	High output LED Pod & Bumper Lights Cut and Sew Seat 3,500 lb. Polaris HD Winch with Synthetic Rope, Front Ultimate Series Bumper, Rear Ultimate Series Bumper, Painted Plastics, Painted Springs, PIN Activated Security System (P.A.S.S.), Fender Flares, 6 Moveable Tie-Down Points



**SPORTSMAN** TOURING MODELS

<b>ENGINE TYPE / HP</b>	499cc, 4-Stroke DOHC, Single Cylinder / 44 HP	499cc, 4-Stroke DOHC, Single Cylinder / 44 HP	499cc, 4-Stroke DOHC, Single Cylinder / 44 HP	850cc, 4-Stroke DOHC, Twin Cylinder / 78 HP	952cc, 4-Stroke DOHC, Twin Cylinder / 88 HP	952cc, 4-Stroke DOHC, Twin Cylinder / 88 HP	850cc, 4-Stroke DOHC, Twin Cylinder / 78 HP	952cc, 4-Stroke DOHC, Twin Cylinder / 88 HP
<b>DRIVETRAIN (DRIVE SYSTEM)</b>	One Touch On-Demand AWD/2WD	One Touch On-Demand AWD/2WD	One Touch On-Demand AWD/2WD	One Touch On-Demand AWD/2WD	One Touch On-Demand AWD/2WD	One Touch On-Demand AWD/2WD	One Touch On-Demand AWD/2WD	One Touch On-Demand AWD/2WD
<b>SUSPENSION</b>	Sealed MacPherson Strut 8.2" (20.8cm) Travel / Sealed Dual A-Arm, IRS 9.5" (24.1cm) Travel	Sealed MacPherson Strut 8.2" (20.8cm) Travel / Sealed Dual A-Arm, IRS 9.5" (24.1cm) Travel	Sealed MacPherson Strut 8.2" (20.8cm) Travel / Sealed Dual A-Arm, IRS 9.5" (24.1cm) Travel	Straight Dual A-Arm 9" (22.9cm) Travel / Straight Dual A-Arm, Rolled IRS, 10.25" (26cm) Travel	Straight Dual A-Arm 9" (22.9cm) Travel / Straight Dual A-Arm, Rolled IRS, 10.25" (26cm) Travel	Sealed High Clearance Arched Dual A-Arm 11.6" (29.5cm) Travel / Sealed Dual A-Arms Rolled IRS, 14" (35.6cm) Travel	Dual A-Arm 9" (22.9cm) Travel / Dual A-Arm, Rolled IRS 10.25" (26cm) Travel	Walker Evans Racing® Shocks, Sealed High Clearance Arched Dual A-Arm 12.5" (29.2cm) Travel / Sealed Dual A-Arm Rolled IRS, 14" (35.6cm) Travel
<b>FRONT TIRES &amp; REAR TIRES</b>	25 x 8 x 12; Carlisle® 489	25 x 8 x 12; Carlisle® 489	26 x 8 x 14; CST®	26 x 8 x 14; CST®	27 x 9 x 14; Duro®	27 x 9 x 14; Duro® PowerGrip II	26 x 8 x 14; CST®	27 x 9 x 12; Duro® PowerGrip II
<b>OVERALL VEHICLE SIZE (L X W X H)</b>	86 x 48 x 48" (218.4 x 121.9 x 121.9cm)	86 x 48 x 48" (218.4 x 121.9 x 121.9cm)	86 x 48 x 48" (218.4 x 121.9 x 121.9cm)	84.3 x 48.2 x 48.8" (214 x 123 x 124cm)	84.3 x 48.2 x 48.8" (214 x 123 x 124cm)	82.5 x 55 x 48.5" (209.5 x 140 x 125.7 cm)	82.3 x 48 x 48.4" (209.5 x 122 x 123.5 cm)	82.5 x 55 x 48.5" (209.5 x 140 x 125.7 cm)
<b>GROUND CLEARANCE</b>	11" (27.9cm)	11" (27.9cm)	11" (27.9cm)	11.25" (28.5cm)	11.25" (28.5cm)	14.5" (36.8cm)	11.5" (29cm)	14.5" (36.8cm)
<b>SEATING CAPACITY</b>	2	2	2	2	2	1	1	1
<b>FRONT/ REAR RACK CAPACITY</b>	90lb (40.8kg) / 180lb (81.6kg)	90lb (40.8kg) / 180lb (81.6kg)	90lb (40.8kg) / 180lb (81.6kg)	120lb (55kg) / 240lb (110kg)	120lb (55kg) / 240lb (110kg)	200lb (91kg) / 300lb (136kg)	25 lb / 50 lb (11.3 kg / 22.7 kg)	25 lb / 50 lb (11.3 kg / 22.7 kg)
<b>TOW CAPACITY</b>	1,225lb (558kg)	1,225lb (558kg)	1,225lb (558kg)	1,500lb (680kg)	1,500lb (680kg)	1,750lb (794kg)	1,500 lbs (680 kg)	N/A
<b>OTHER STANDARD FEATURES</b>	Halogen Pod & Bumper Lights	Halogen Pod & Bumper Lights	Halogen Pod & Bumper Lights Painted Plastics	Halogen Pod & Bumper Lights Painted Plastics	Halogen Pod & Bumper Lights Painted Plastics, Painted Springs	High output LED Pod & Bumper Lights Cut and Sew Seat, 3,500 lb. Polaris HD Winch with Synthetic Rope, 3,500 lb. Winch, PIN Activated Security System (P.A.S.S.), Fender Flares, 6 Moveable Tie-Down Points	Halogen Pod & Bumper Lights Cut and Sew Seat	Halogen Pod & Bumper Lights Pre-Wired for Winch and Hand/Thumb Warmers, Pro Armor Light Bar, Front Bumper, Cut and Sew Seat

**SPORTSMAN** SPECIAL EDITION MODELS

<b>ENGINE TYPE / HP</b>	850, 4-Stroke DOHC, Twin Cylinder / 78 HP	952cc, 4-Stroke DOHC, Twin Cylinder / 85 HP	952cc, 4-Stroke DOHC, Twin Cylinder / 90 HP	952cc, 4-Stroke DOHC, Twin Cylinder / 90 HP	567cc, 4-Stroke DOHC, Single Cylinder / 44 HP	567cc, 4-Stroke DOHC, Single Cylinder / 44 HP	567cc, 4-Stroke DOHC, Single Cylinder / 44 HP
<b>DRIVETRAIN (DRIVE SYSTEM)</b>	One Touch On-Demand AWD/2WD	One Touch On-Demand AWD/2WD	One Touch On-Demand AWD/2WD	One Touch On-Demand AWD/2WD	One Touch On-Demand AWD/2WD	One Touch On-Demand AWD/2WD	One Touch On-Demand AWD/2WD
<b>SUSPENSION</b>	High Clearance Arched Dual A-Arm 7.4" (18.8cm) Travel / High Clearance Arched Dual A-Arm, Rolled IRS, 6.7" (17cm) Travel	High Clearance Arched Dual A-Arm 7.4" (18.8cm) Travel / High Clearance Arched Dual A-Arm, Rolled IRS, 6.7" (17cm) Travel	Straight Dual A-Arm 9" (22.9cm) Travel / Straight Dual A-Arm, Rolled IRS, 10.25" (26cm) Travel	Straight Dual A-Arm 9" (22.9cm) Travel / Straight Dual A-Arm, Rolled IRS, 10.25" (26cm) Travel	Sealed MacPherson Strut 8.9" (22.6cm) Travel / Sealed Dual A-Arm, IRS 9.5" (24.1cm) Travel	Sealed MacPherson Strut 8.9" (22.6cm) Travel / Sealed Dual A-Arm, IRS 9.5" (24.1cm) Travel	Sealed MacPherson Strut 8.2" (20.8cm) Travel / Dual A-Arm, IRS 9.5" (24.1cm) Travel
<b>FRONT TIRES &amp; REAR TIRES</b>	30 x 9.5 x 14; Outlaw 2	30 x 9.5 x 14; Outlaw 2	27 x 9 x 14; Duro®	27 x 9 x 14; PXT	26 x 8 x 14; Duro®	26 x 8 x 14; PXT	26 x 8 x 12; PXT
<b>OVERALL VEHICLE SIZE (L X W X H)</b>	88 x 50 x 50.4" (224 x 127 x 128cm)	88 x 50 x 50.4" (224 x 127 x 128cm)	83.25 x 47.6 x 50.75" (211.4 x 120.9 x 128.9cm)	83.25 x 47.6 x 50.75" (211.4 x 120.9 x 128.9cm)	83 x 48 x 47" (210.8 x 121.9 x 119.4cm)	83 x 48 x 47" (210.8 x 121.9 x 119.4cm)	116 x 48 x 49" (295 x 121.9 x 124.5cm)
<b>GROUND CLEARANCE</b>	13.5" (34.3cm)	13.5" (34.3cm)	12" (30.5cm)	12" (30.5cm)	11.5" (29cm)	11.5" (29cm)	11.5" (29cm)
<b>SEATING CAPACITY</b>	1	1	1	1	1	1	2
<b>FRONT/ REAR RACK CAPACITY</b>	0lb (0kg) / 75lb (34kg)	0lb (0kg) / 75lb (34kg)	120lb (55kg) / 240lb (110kg)	120lb (55kg) / 240lb (110kg)	90lb (40.8kg) / 180lb (81.6kg)	90lb (40.8kg) / 180lb (81.6kg)	90lb (40.8kg) / 800lb (362.8kg)
<b>TOW CAPACITY</b>	1,500lb (680kg)	1,500lb (680kg)	1,500lb (680kg)	1,500lb (680kg)	1,350lb (612kg)	1,350lb (612kg)	1,500lb (680kg)
<b>OTHER STANDARD FEATURES</b>	Halogen Pod & Bumper Lights	Halogen Pod & Bumper Lights, Cut & Sew Seat, Front Bumper, Rear Bumper, Polaris 3,500 lb HD Winch with Synthetic Rope, Painted Plastics, Painted Springs, Mud Handlebar Grab Hoop	7" Display Powered by RIDE COMMAND High output LED Pod & Bumper Lights Cut and Sew Seat, 3,500 lb. Polaris HD Winch with Auto Stop and Synthetic Rope, Front Ultimate Series Bumper, Rear Ultimate Series Bumper, PIN Activated Security System (P.A.S.S.), Fender Flares, 6 Moveable Tie-Down Points	7" Display Powered by RIDE COMMAND High output LED Pod & Bumper Lights Cut and Sew Seat, 3,500 lb. Polaris HD Winch with Synthetic Rope, Front Ultimate Series Bumper, Rear Ultimate Series Bumper, PIN Activated Security System (P.A.S.S.), Fender Flares, 6 Moveable Tie-Down Points, Hand & Thumb Warmers, Kolpin Ratchet Claws, Kolpin Gun Scabbard & Mount	High output LED Pod & Bumper Lights Cut and Sew Seat, 3,500 lb. Polaris HD Winch with Synthetic Rope, 3,500 lb. Polaris HD Winch with Auto Stop and Synthetic Rope, Front Trail Bumper, Front and Rear Rack Extenders, Painted Plastics, Painted Springs, In Pod USB Charger, PIN Activated Security System (P.A.S.S.), Fender Flares, 6 Moveable Tie-Down Points	High output LED Pod & Bumper Lights Cut and Sew Seat, 3,500 lb. Polaris HD Winch with Synthetic Rope, 3,500 lb. Polaris HD Winch with Auto Stop and Synthetic Rope, Front Trail Bumper, Front and Rear Rack Extenders, Painted Plastics, Painted Springs, In Pod USB Charger, PIN Activated Security System (P.A.S.S.), Front and Rear A-Arm Guards, Underseat storage bag	Front Rack Extender, Bed Box

**SPORTSMAN** SPORT MODELS



LIVE LIFE OFF ROAD.





**POLARIS**  
Think Outside

Warning: Polaris off-road vehicles can be hazardous to operate and are not intended for on-road use. All Polaris youth vehicles require adult supervision at all times for operators under age 16. Check the owner's manual for minimum age requirements for operators and passengers. All riders should always wear helmets, eye protection and footwear and refer to the owner's manual for additional protective gear instructions and requirements. Read understand and follow your owner's manual. Ride within the limits of your own abilities and never engage in stunt or exhibition driving. Never ride under the influence of drugs or alcohol. All riders should take a safety training course. Call 800-342-3764 for additional information. © 2023 Polaris Industries Inc. Bluetooth® is a registered trademark of Bluetooth Sig, Inc. Rockford Fosgate® is a registered trademark of Rockford Corporation. Google Play® is a registered trademark of Google, LLC. Apple® and App Store® are registered trademarks of Apple Inc. Walker Evans Racing® is a registered trademark of Walker Evans Enterprises Incorporated. FOX® is a registered trademark of Fox Factory Inc. Maxxis® is a registered trademark of Cheng Shin Rubber Ind. Co., Ltd. Rigid® is a registered trademark of JST Performance, LLC d/b/a Rigid Industries, LLC. Kenda® is a registered trademark of Kenda Rubber Industrial Co, Ltd. Unless noted, trademarks are the property of Polaris Industries Inc. 9959077